

QUICK GUIDE



DL-1H1V-WPKT-H2



DL-2H-WPKT-H2



Included Receiver

2X1 HDMI EXTENDER SET

LIBERTY
AV SOLUTIONS

www.libav.com 800.530.8998

PRODUCT OVERVIEW

Liberty's 2x1 switcher with HDBaseT signal extension from their DigitaLinx series offers the ability to share content from any source to a high-definition display. These products are backed by a 5-year warranty and a lifetime of technical support. Offering sleek commercial-grade housing, these high-grade AV extenders provide a simple and flexible solution for any application, including education, commercial, and medical.

Choose between two models -

1 HDMI + 1 VGA single-gang wall plate with HDMI receiver: **DL-1H1V-WPKT-H2.**

2 HDMI single-gang wall plate with HDMI receiver: **DL-2H-WPKT-H2.**

Whichever model you choose, it will extend the source content such as a PowerPoint presentation from a laptop to a display such as a TV monitor.

Highlights


Signal Extension: Transmit 1080P AV signals up to 230ft/70m or 4K AV signals up to 131ft/40m via a single category CAT6+ cable.

AV Switching: Automatically or from a push button located on the wall plate.

Easy Configuration: EDID settings will be found on the receiver, which allows for the video source to send out a video signal that is supported by the display.

Reduced Power: Supporting one-way power over HDBaseT (PoH) on the receiver which powers the transmitter over the same category cable used for AV signal extension. PoH is unique to the HDBaseT standard to bring more power to the devices that require it.

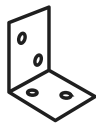
PACKAGE CONTENTS



(x1) Power Supply



(x1) Quick Start Guide



(x2) Mounting Ears With Screws



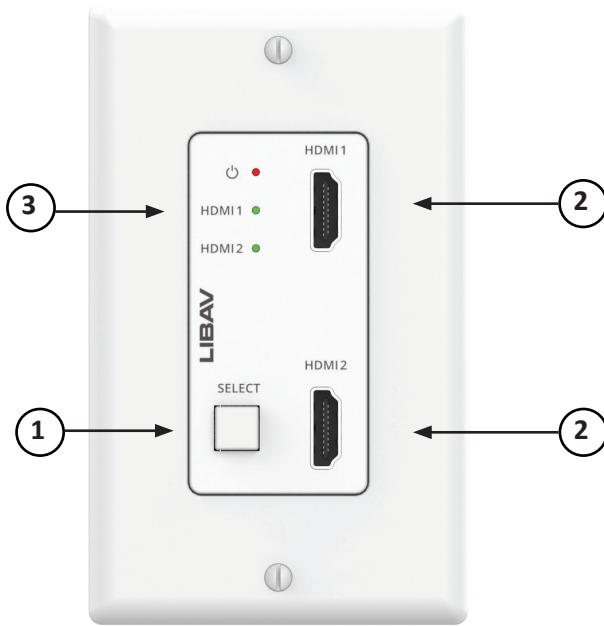
(x1) Extender Wall Plate*
*Includes one option




(x1) Extender Box

WALL PLATE PRODUCT BREAKDOWN

DL-2H-WPKT-H2



FRONT

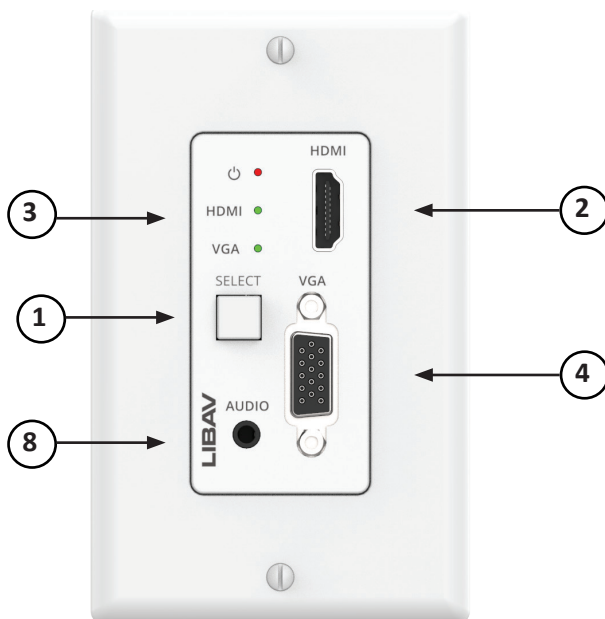


REAR


1. Push Button for Source Selection
2. HDMI Female Port: Input
3. LED Indicator for Power Status and AV Connection
4. VGA Female Port: Input

5. Female RJ45 for HDBaseT Connection
6. Phoenix Connector: RS-232 Pass Through
7. Micro USB Port for Configuration/Update
8. 3.5 Jack: Audio Input

DL-1H1V-WPKT-H2




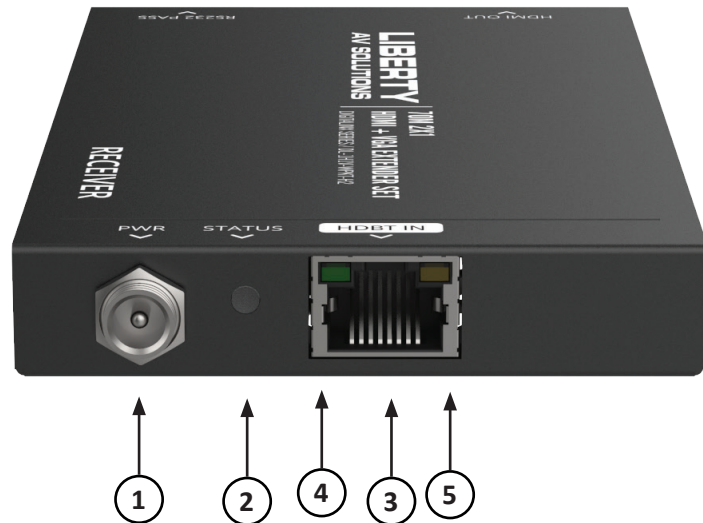
FRONT



REAR

RECEIVER PRODUCT BREAKDOWN

1. DC Power
2. Status LED Indicator
3. Female RJ45 for HDBaseT Connection
4. Link LED
5. Data LED
6. HDMI Female Port: Output to a Display
7. Dip Switches: See Configuration Chart
8. Phoenix Connector: RS-232 Pass Through



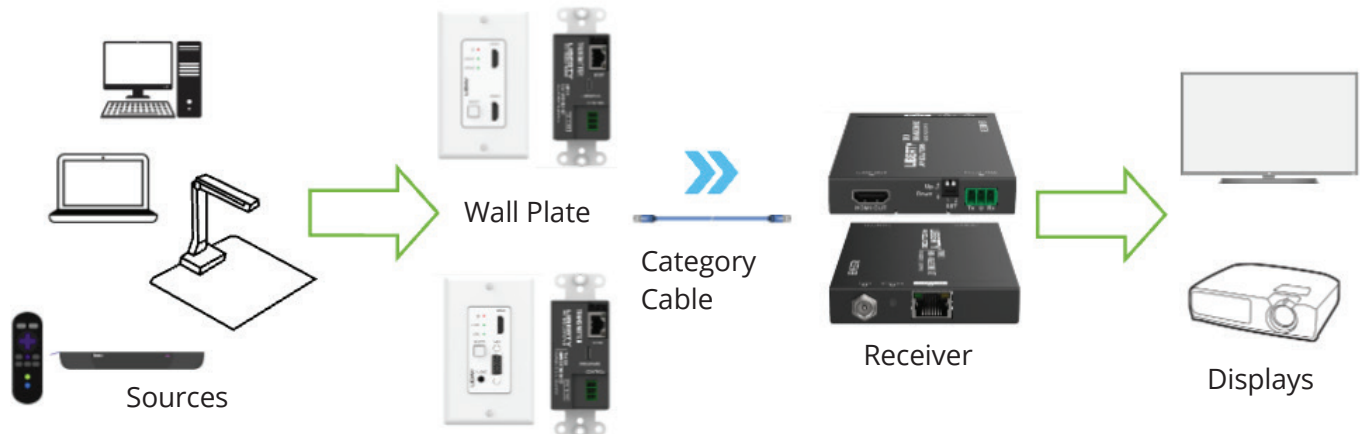
CONFIGURATION SETTINGS

LED FUNCTION	STATUS
Status	When the receiver is powered on, the red LED lights come on.
Link	<ul style="list-style-type: none"> • Illuminating: Transmitter and receiver are in good connection status. • Flashing: Indicates a poor connection between the transmitter and receiver. • Dark: Transmitter and receiver are not connected.
Data	<ul style="list-style-type: none"> • Illuminating: Device supports HDCP. • Flashing: Device does not support HDCP. • Dark: There is no signal passing HDMI.
Power	When the transmitter is powered on, the red LED STATUS lights come on.
HDMI	When the HDMI input port is active and the HDMI signal is detected, the green AV CONNECTION LED lights on
VGA	When the VGA input port is active and the VGA signal is detected, the green AV CONNECTION LED lights come on.
DIP SWITCH	EDID MODE
1 is up and 2 is down	4k@30 4:4:4
1 is down and 2 is up	1080P@60 4:4:4
1 is down and 2 is down	1200p60 4:4:4
1 is up and 2 is up	Copy the display's EDID settings *Factory default setting

APPLICATION DIAGRAM

Below is an example showing either extender set in a typical application.

Libertys 2x1 extender set supports automatic or manual switching between sources. In manual switching mode, press the INPUT button on the wall plate to select the AV source; in automatic switching mode, the latest source connected will be automatically selected.



TECHNICAL SPECIFICATIONS

Model	DL-2H-WPKT-H2	DL-1H1V-WPKT-H2
Physical Parameter		
Case Material	Receiver: Industrial-grade metal chassis with metal brackets Transmitter: Plastic with metal	
Dimensions	Transmitter: 104.8mm [W] x 64mm [D] x 37.1mm [H] Receiver: 120mm [W] x 74.5mm [D] x 16.21mm [H]	
Weight	Transmitter: 210g Receiver: 235g	
Power Protection	ESD protection with human body model — ±8kV (Air-gap discharge) & ±4kV (Contact discharge)	
Power Output	DC 24V 1A	
Power Input	AC 100-240V 50/69Hz	
Power Consumption	10W (Max)	
Operating Temperature	32 - 104°F / 0 - 40°C	
HDMI Specifications		
HDMI	2.0b	
HDCP	2.2/1.4	
Video Bandwidth	18 Gbps	
Video Resolutions	4096×2160@24/25/30/50/60Hz, 3840×2160@24/25/30/50/60Hz, 2048x1080p, 1080p@23.98/24/25/29.97/30/50/59.94/60Hz, 1080i@50/59.94/60Hz, 720p@50/59.94/60Hz, 576p, 576i, 480p, 480i	
Color Space	RGB, YCbCr 4:4:4 / 4:2:2. YUV 4:2:0	
Color Depth	8/10/12-bit	
HDR	HDR10, HDR 10+	
Audio Formats	Dolby Atmos, TrueHD, Digital+, Digital DTS X, HD Master Audio, HD High Resolution Audio, 5.1; PCM 2-8ch	
Connectivity		
Inputs	Transmitter: 2 x female HDMI ports, 1 x micro USB port Receiver: 1 x RJ45 female port, 1 x 3-pin phoenix	Transmitter: 1 x female HDMI port, 1 x female VGA port, 1 x 3.5 jack, 1 x micro USB port Receiver: 1 x RJ45 female port, 1 x 3-pin phoenix
Outputs	Transmitter: 1 x RJ45 female port, 1 x 3-pin phoenix Receiver: 1 x female HDMI port	Transmitter: 1 x RJ45 female port, 1 x 3-pin phoenix Receiver: 1 x female HDMI port, 1 x 3.5 jack
Transmission		
Max Distance (1080P)	230ft / 70m over CAT6/6a/7	
Max Distance (UHD/4K)	131ft / 40m over CAT6/6a/7	

Thank you for your purchase.

For technical support please call our
toll-free number at 800-530-8998
or email us at supportlibav@libav.com

LIBERTY
AV SOLUTIONS

www.libav.com 800-530-8998